



Summative Assignment -II 2025-26	
Grade – JR.KG	Subject - Maths
Syllabus – From Textbook	

Q 1 Write the numbers 1 to 50.

[illegible]

Q 2 Write the missing numbers 1 to 50.





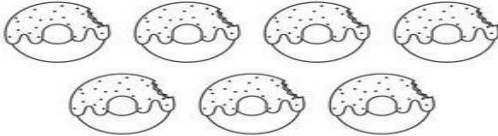

1			31	
2		22		42
	13		33	43
4	14	24	34	
5		25		45
	16		36	
7		27		47
	18		38	48
9		29		
	20		40	

Q 3 Write the after numbers.

2	→	
7	→	
9	→	
1	→	
14	→	
18	→	
21	→	
27	→	
31	→	
35	→	

39	→	
42	→	
24	→	
3	→	
25	→	
11	→	
5	→	
49	→	
30	→	
20	→	















Q 4 Count the object and circle the correct number.

 <div>17</div> <div>13</div> <div>14</div>	 <div>16</div> <div>15</div> <div>18</div>
 <div>7</div> <div>9</div> <div>6</div>	 <div>6</div> <div>7</div> <div>8</div>
 <div>7</div> <div>6</div> <div>5</div>	 <div>10</div> <div>9</div> <div>11</div>

Q 5 Write before and after numbers.

<div></div> 24 <div></div>	<div></div> 17 <div></div>
<div></div> 36 <div></div>	<div></div> 9 <div></div>
<div></div> 42 <div></div>	<div></div> 34 <div></div>
<div></div> 21 <div></div>	<div></div> 49 <div></div>
<div></div> 19 <div></div>	<div></div> 45 <div></div>

Q 6 Count and write the correct number:

1)		How many?	
2)		How many?	
3)		How many?	
4)		How many?	
5)		How many?	
6)		How many?	
7)		How many?	

Q 7 Write the missing letters for below:

1- O N E

11- E _ _ _ _ N

2- T _ _

12- TW _ _ _ _

3- T _ _ _ E

13- T _ _ _ TEEN

4- F _ _ R

14- FOUR _ _ _ _

5- _ _ _ E

15- FIF _ _ _ _

6- _ _ _ _

16- SIX _ _ _ _

7- S _ _ _ N

17- SE _ _ _ _ _ EN

8- E _ _ _ T

18- _ _ _ _ _ EEN

9- N _ _ _

19- _ _ _ _ _ TEEN

10- _ _ _ _

20- TW _ _ _ _

Q 8 Write the below table.

3	×	1	=	<input type="text"/>
3	×	2	=	<input type="text"/>
3	×	3	=	<input type="text"/>
3	×	4	=	<input type="text"/>
3	×	5	=	<input type="text"/>
3	×	6	=	<input type="text"/>
3	×	7	=	<input type="text"/>
3	×	8	=	<input type="text"/>
3	×	9	=	<input type="text"/>
3	×	10	=	<input type="text"/>

Q 9 Joint the dots and colour the picture.

